



US00D881172S

(12) **United States Design Patent**
Ross, III et al.

(10) **Patent No.:** **US D881,172 S**
(45) **Date of Patent:** **** Apr. 14, 2020**

- (54) **ANTENNA AND BASE STAND**
- (71) Applicant: **Antennas Direct, Inc.**, Ellisville, MO (US)
- (72) Inventors: **John Edwin Ross, III**, Moab, UT (US); **Joanne Nosiglia**, Eureka, MO (US)
- (73) Assignee: **Antennas Direct, Inc.**, Ellisville, MO (US)
- (**) Term: **15 Years**
- (21) Appl. No.: **29/713,646**
- (22) Filed: **Nov. 18, 2019**

Related U.S. Application Data

(63) Continuation-in-part of application No. 16/405,835, filed on May 7, 2019, and a continuation-in-part of application No. 29/672,540, filed on Dec. 6, 2018, now Pat. No. Des. 868,045, which is a continuation-in-part of application No. 29/627,951, filed on Nov. 30, 2017, now Pat. No. Des. 868,720, and a continuation-in-part of application No. 15/685,749, filed on Aug. 24, 2017, and a continuation-in-part of application No. 29/627,951, and a continuation-in-part of application No. 29/671,595, filed on Nov. 28, 2018, now Pat. No. (Continued)

- (51) **LOC (12) Cl.** **14-03**
- (52) **U.S. Cl.**
USPC **D14/230**
- (58) **Field of Classification Search**
USPC D14/138, 230–238, 299, 358; D12/42, D12/43
CPC H01Q 7/00; H01Q 13/10; H01Q 9/285; H01Q 19/30; H01Q 19/12; H01Q 1/38; H01Q 1/36; H04B 1/0475; H04B 1/034; H05K 11/00

See application file for complete search history.

(56) **References Cited**

U.S. PATENT DOCUMENTS

2,060,098 A 11/1936 Norman
2,220,008 A 10/1940 Woodward et al.
(Continued)

FOREIGN PATENT DOCUMENTS

CN 201243084 Y 5/2009
CN ZL2008200072832 5/2009

(Continued)

OTHER PUBLICATIONS

“Analog High-Definition Television System”, Wikipedia: the Free Encyclopedia. Wikimedia Foundation, Inc. Oct. 12, 2016. Web. Mar. 16, 2017, 5 pages.

(Continued)

Primary Examiner — John Windmuller

(74) *Attorney, Agent, or Firm* — Harness, Dickey & Pierce, P.L.C.; Anthony G. Fussner

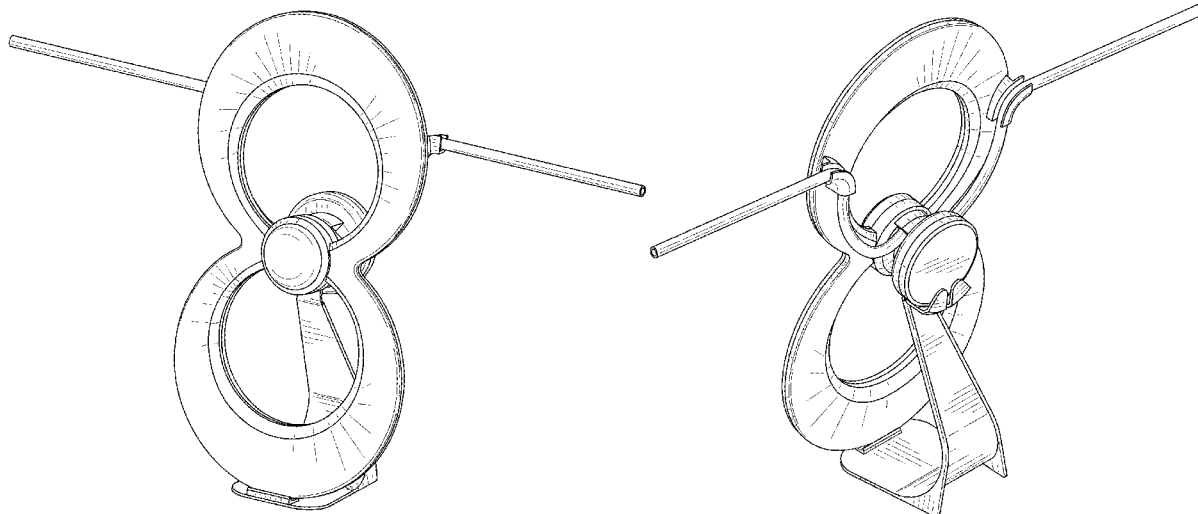
(57) **CLAIM**

The ornamental designs for antennas and base stand, as shown and described.

DESCRIPTION

FIG. 1 is a perspective view of an antenna according to a first embodiment;
FIG. 2 is a back perspective view of the antenna shown in FIG. 1;
FIG. 3 is a front view of the antenna shown in FIG. 1;
FIG. 4 is a back view of the antenna shown in FIG. 1;
FIG. 5 is a right side view of the antenna shown in FIG. 1;
FIG. 6 is a left side view of the antenna shown in FIG. 1;
FIG. 7 is a top view of the antenna shown in FIG. 1; and
FIG. 8 is a bottom view of the antenna shown in FIG. 1.

1 Claim, 6 Drawing Sheets



Related U.S. Application Data

Des. 867,347, and a continuation of application No. 29/580,049, filed on Oct. 5, 2016, now Pat. No. Des. 809,490, which is a continuation-in-part of application No. 14/308,422, filed on Jun. 18, 2014, now abandoned, and a continuation-in-part of application No. 29/430,632, filed on Aug. 28, 2012, now abandoned, which is a continuation-in-part of application No. 29/376,791, filed on Oct. 12, 2010, now Pat. No. Des. 666,178, and a continuation-in-part of application No. 13/759,750, filed on Feb. 5, 2013, now Pat. No. 8,994,600, which is a continuation-in-part of application No. 12/606,636, filed on Oct. 27, 2009, now Pat. No. 8,368,607, which is a continuation-in-part of application No. 12/050,133, filed on Mar. 17, 2008, now Pat. No. 7,609,222, which is a continuation-in-part of application No. 29/304,423, filed on Feb. 29, 2008, now Pat. No. Des. 598,433, and a continuation-in-part of application No. 12/040,464, filed on Feb. 29, 2008, now Pat. No. 7,839,347, and a continuation-in-part of application No. 29/305,294, filed on Mar. 17, 2008, now Pat. No. Des. 604,276, which is a continuation-in-part of application No. 12/040,464, and a continuation-in-part of application No. 12/050,133, and a continuation-in-part of application No. PCT/US2008/061908, filed on Apr. 29, 2008, and a continuation-in-part of application No. 12/050,133.

5,959,586	A	9/1999	Benham et al.	
D421,610	S	3/2000	Ghalebi	
6,054,963	A	4/2000	Muterspaugh	
6,239,764	B1	5/2001	Timofeev et al.	
D449,593	S	10/2001	Schultz	
6,590,541	B1	7/2003	Schultze	
6,593,886	B2	7/2003	Schantz	
D480,714	S	10/2003	Wang	
6,680,708	B2	1/2004	Yamaki	
D501,468	S	2/2005	Wang	
6,885,352	B2	4/2005	Lee et al.	
6,917,793	B2	7/2005	Wang	
6,922,179	B2	7/2005	McCollum	
7,091,925	B1	8/2006	Wang	
7,126,556	B1	10/2006	Wang	
7,209,089	B2	4/2007	Schantz	
D543,976	S *	6/2007	Oliver	D14/230
D544,471	S	6/2007	Wang	
7,239,290	B2	7/2007	Poilasne et al.	
7,245,266	B1	7/2007	Szente et al.	
D558,189	S	12/2007	Inoue	
7,356,362	B2	4/2008	Chang et al.	
D570,337	S *	6/2008	Oliver	D14/230
7,436,973	B2	10/2008	Liao	
D581,931	S	12/2008	Pine	
D585,883	S	2/2009	Kaneko	
D598,433	S	8/2009	Schneider et al.	
D598,434	S	8/2009	Schneider et al.	
D598,469	S	8/2009	Harris, Jr.	
7,609,222	B2	10/2009	Schneider et al.	
D604,276	S	11/2009	Schneider et al.	
D611,460	S	3/2010	Chao	
7,693,570	B2	4/2010	Green et al.	
D624,531	S	9/2010	Fleck et al.	
7,839,347	B2	11/2010	Schneider et al.	
7,839,351	B2	11/2010	Schadler et al.	
7,898,496	B2	3/2011	Olsen et al.	
D638,031	S	5/2011	Lee et al.	
7,936,311	B2	5/2011	Rowser et al.	
7,990,335	B2	8/2011	Schneider et al.	
D655,692	S	3/2012	Silverman et al.	
8,144,069	B2	3/2012	Sadowski et al.	
8,174,457	B1	5/2012	Lam	
D664,564	S	7/2012	Gillett et al.	
D666,178	S	8/2012	Schneider et al.	
8,368,607	B2	2/2013	Schneider et al.	
8,736,500	B1	5/2014	Lam	
D721,737	S	1/2015	Ahn et al.	
8,994,600	B2	3/2015	Schneider et al.	
D809,490	S	2/2018	Feit	
D815,073	S	4/2018	Feit	
D824,884	S *	8/2018	Ross, III	D14/230
D827,620	S *	9/2018	Ross, III	D14/230
D831,010	S	10/2018	Yang	
10,128,575	B2	11/2018	Ross, III et al.	
D837,769	S	1/2019	Yang	
D838,697	S	1/2019	Yang	
D847,798	S	5/2019	Yang	
D849,722	S	5/2019	Yang	
D850,425	S *	6/2019	Yang	D14/230
D852,172	S *	6/2019	Wu	D14/230
D867,347	S	11/2019	Ross, III et al.	
D868,045	S	11/2019	Ross, III et al.	
D868,720	S	12/2019	Feit et al.	
2002/0158798	A1	10/2002	Chiang et al.	
2003/0071757	A1	4/2003	Yamaki	
2004/0090379	A1	5/2004	Fourdeux et al.	
2004/0090385	A1	5/2004	Green	
2004/0113841	A1	6/2004	Louzir et al.	
2004/0217912	A1	11/2004	Mohammadian	
2005/0088342	A1	4/2005	Parsche	
2005/0162332	A1	7/2005	Schantz	
2005/0259023	A1	11/2005	Wang	
2005/0280582	A1	12/2005	Powell et al.	
2006/0033665	A1	2/2006	Yang	
2006/0055618	A1	3/2006	Poilasne et al.	
2006/0077115	A1	4/2006	Oh et al.	
2006/0103577	A1	5/2006	Lee	
2006/0164304	A1	7/2006	Huang et al.	

(56)

References Cited

U.S. PATENT DOCUMENTS

2,437,251	A	3/1948	Frische et al.
2,480,155	A	8/1949	Masters
2,589,578	A	3/1952	Sabins
D170,203	S	8/1953	Leonard
D171,560	S	2/1954	Ritter
D177,200	S	3/1956	Valiulis
D179,111	S	11/1956	Ballan
2,821,710	A	1/1958	Hale
3,015,101	A	12/1961	Turner et al.
3,123,826	A	3/1964	Durham
3,161,975	A	12/1964	McMillan
3,239,838	A	3/1966	Kelleher
3,261,019	A	7/1966	Lundy
3,273,158	A	9/1966	Fouts et al.
D209,402	S	11/1967	Burlingame
D211,025	S	5/1968	Callaghan
3,434,145	A	3/1969	Wells
3,521,284	A	7/1970	Strom et al.
3,560,983	A	2/1971	Willie et al.
3,587,105	A	6/1971	Neilson
3,721,990	A	3/1973	Gibson et al.
3,739,388	A	6/1973	Callaghan
3,828,867	A	8/1974	Elwood
3,971,031	A	7/1976	Burke
4,183,027	A	1/1980	Ehrenspeck
4,184,163	A	1/1980	Woodward
4,418,427	A	11/1983	Muterspaugh
D308,521	S	6/1990	Lonczak
D310,671	S	9/1990	Weiss
4,987,424	A	1/1991	Tamura et al.
D318,673	S	7/1991	Terk
D327,690	S	7/1992	Ogawa et al.
D332,262	S	1/1993	Borchardt
5,280,645	A	1/1994	Nguyen et al.
D344,731	S	3/1994	Witzky
D345,982	S	4/1994	Lucey
5,313,218	A	5/1994	Busking
5,943,025	A	8/1999	Benham et al.
D414,495	S	9/1999	Heiligenstein et al.

(56)

References Cited

U.S. PATENT DOCUMENTS

2007/0069955	A1	3/2007	McCorkle
2007/0200769	A1	8/2007	Nakano et al.
2008/0040464	A1	2/2008	Chia
2008/0094291	A1	4/2008	Bystrom et al.
2008/0211720	A1	9/2008	Hansen
2008/0258980	A1	10/2008	Chen et al.
2008/0291345	A1	11/2008	Schneider
2009/0058732	A1	3/2009	Nakano et al.
2009/0073067	A1	3/2009	Soler Castany et al.
2009/0146899	A1	6/2009	Schneider et al.
2010/0085269	A1	4/2010	Sadowski et al.
2014/0292597	A1	10/2014	Schneider et al.

FOREIGN PATENT DOCUMENTS

CN	ZL2008301199963	5/2009
CN	101453057 A	6/2009
CN	ZL2008301199978	7/2009
CN	ZL2008300091398	9/2009
CN	203707328 U	7/2014
EM	000946587	5/2008
EP	1555717 A1	7/2005
EP	1653560 A1	5/2006
EP	1753080 A1	2/2007
GB	2263360 A	7/1993
JP	D1213590	6/2004
TW	M249233 U	11/2004
TW	D112283	8/2006
TW	D119092	9/2007
TW	200926506 A	6/2009
TW	D129744	7/2009
TW	D129745	7/2009
TW	D129746	7/2009
WO	WO-2009073249 A1	6/2009

OTHER PUBLICATIONS

“Television Antenna”, Wikipedia: The Free encyclopedia. Wikimedia Foundation, Inc. Mar. 13, 2017. Web. Mar. 15, 217, 6 pages.

A Broadband Eccentric Annular Slot Antenna, Young Hoon Suh and Ikmo Park, Department of Electrical Engineering, Ajou University, pp. 94-97, IEEE copyright notice 2001.

A Printed Crescent Patch Antenna for Ultrawideband Applications, Ntsanderh C. Azenui an H.Y.D. Yang, IEEE Antennas and Wireless Propagation Letters, vol. 6, 2007, pp. 113-116.

Antenna Engineering Handbook, 3rd Edition, Edited by Richard C. Johnson, McGraw Hill, 1993, pp. 5-13 to 5-16.

Antenna Theory: a Review, Balanis, Proc. IEEE vol. 80 No. 1 Jan. 1992, 17 pages.

Antennas Direct. PF7 Picture Frame Antenna, Oct. 1, 2005, Antennas Direct, <http://web.archive.org/web/2005100102653/http://antennasdirect.com/PF7.su-b--antenna.html>. 1 page.

C. M. Shah, S. Siriam, M. Bhaskaran and A. Mitchell, “Large area metal-silicone flexible electronic structures,” 2010 Conference on Optoelectronic and Microelectronic Materials and Devices, Canberra, ACT, 2010, pp. 187-188.

Chinese office action dated Nov. 4, 2015 for Chinese application No. 2014101113505 filed Feb. 7, 2014, published as CN103972657 on Aug. 6, 2014, which names the same inventors, Richard E. Schneider and John Edwin Ross III, as the instant application but is not related through a priority claim; 7 pages.

Clearstream.TM. 2V; <http://www.antennasdirect.com/cmss.sub--files/attachementlibrary/pdf/C2--V-sub--QS.sub--FINAL.sub--20120702.pdf>; Jul. 2, 2012; 2 pgs.

Design of Compact Components for Ultra Wideband Communication Front Ends. Marek Bialkowski, Amin Abbosh, and Hing Kan, School of Information Technology and Electrical Engineering. The University of Queensland, four pages.

European Search Report dated Apr. 24, 2014 for EP application No. 14153878.5 which claims priority to the instant application; 9 pages.

European Search Report dated Jan. 17, 2011, issued by the European Patent Office for European Patent Application No. EP 10193159.0 which is related to the instant application through a priority claim; (5 pages).

European Supplementary Search Report and Opinion dated Oct. 7, 2010, issued by the European Patent Office for European Patent Application No. EP 08747115 (6 pages).

Frequency-and Time-Domain Modeling of Tapered Loop Antennas in Ultra-Wideband Radio Systems, Shiou-Li Chen and Shau-Gang Mao, Graduate Institute of Computer and Communication Engineer, pp. 179-182, IEEE copyright notice 2006.

IEEE Spectrum: Antennas for the New Airwaves, <http://www.spectrum.ieee.org/print/7328>, Published Feb. 2009, 9 pages, Authors Richard Schneider and John Ross.

Mao S-G et al., “Time-domain characteristics of ultra-wideband tapered loop antennas”, Electronics Letters, IEE Stevenage, GB, vol. 42, No. 22, Oct. 26, 2006; 1262-1264; 2 pages.

One-Element Loop Antenna with Finite Reflector, B. Rojarayanont and T. Sekiguchi, Electronics & Communications in Japan, vol. 59-B, No. 5, May 1976, p. 68.

Planar Miniature Tapered-Slot-Fed Annular Slot Antennas for Ultrawide-Band Radios, Tzyh-Ghuang Ma, Student Member, and Shyh-Kang, Jeng, Senior Member, IEEE, IEEE Transactions on Antennas and Propagation, vol. 53, No. 3, Mar. 2005, pp. 1194-1202.

Self-Mutual Admittances of Two Identical Circular Loop Antennas in a Conducting Medium and in Air, K. Iizuka, Senior Member, IEEE, R. W. P. King, Fellow, IEEE, and C. W. Harrison, Jr., Senior Member, IEEE, IEEE Transactions on Antennas and Propagation, vol. AP014, No. 4, Jul. 1966, pp. 440-450.

Tofel, Kevin C., HD Picture frame antenna, Aug. 11, 2005, <http://hd.engadget.com/2005/08/11/hd-picture-frame-antenna>, 1 page.

* cited by examiner

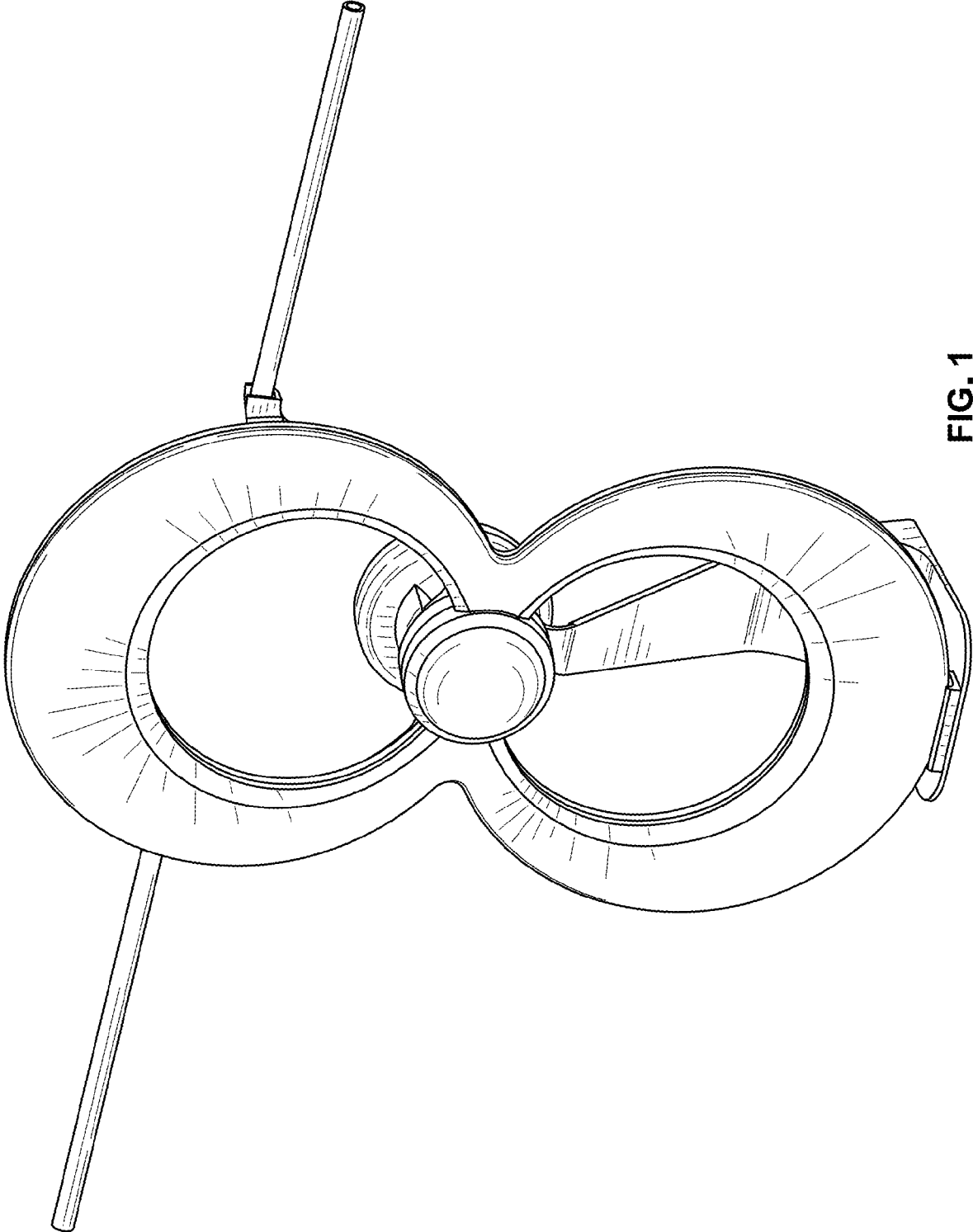


FIG. 1

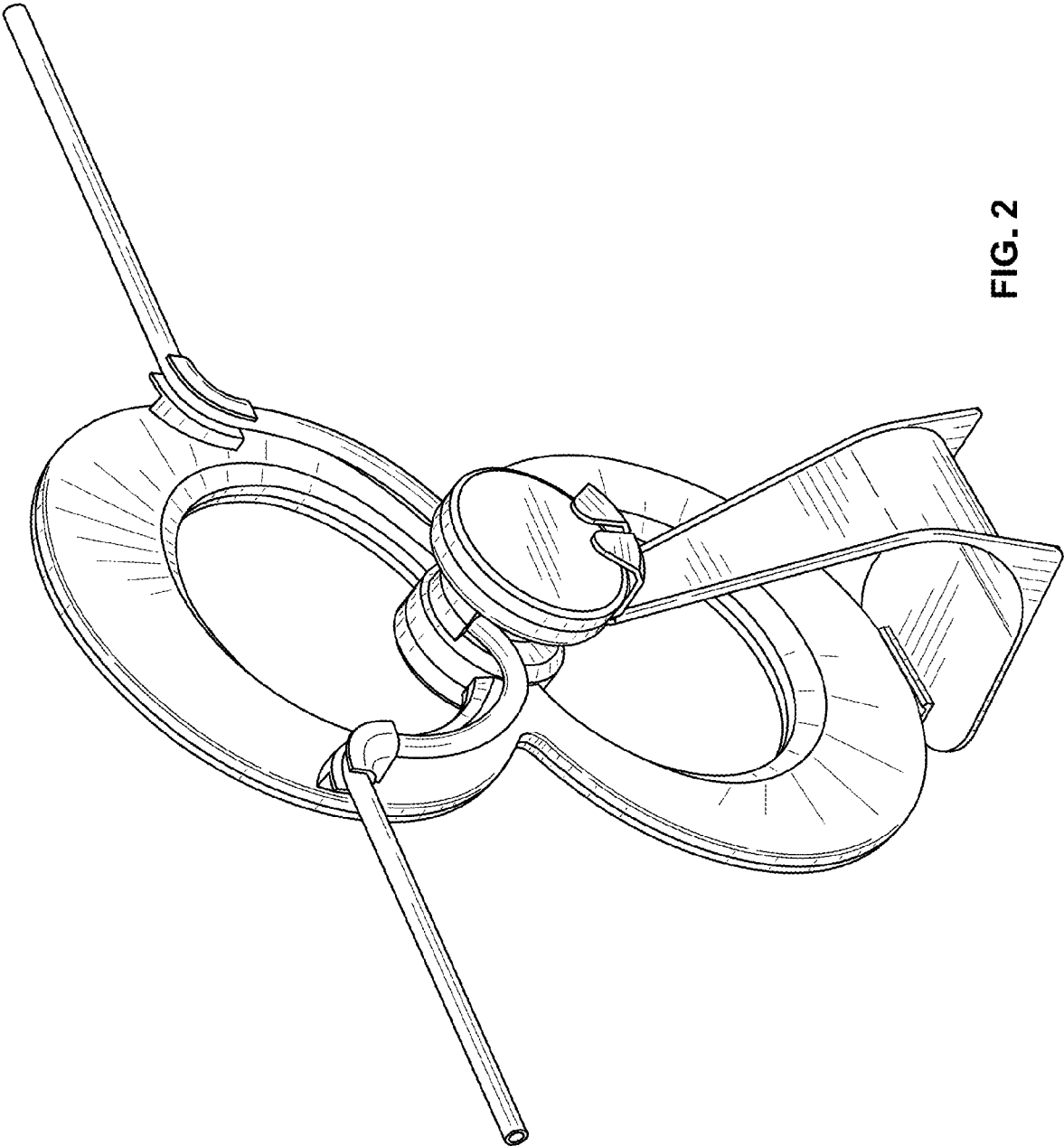


FIG. 2

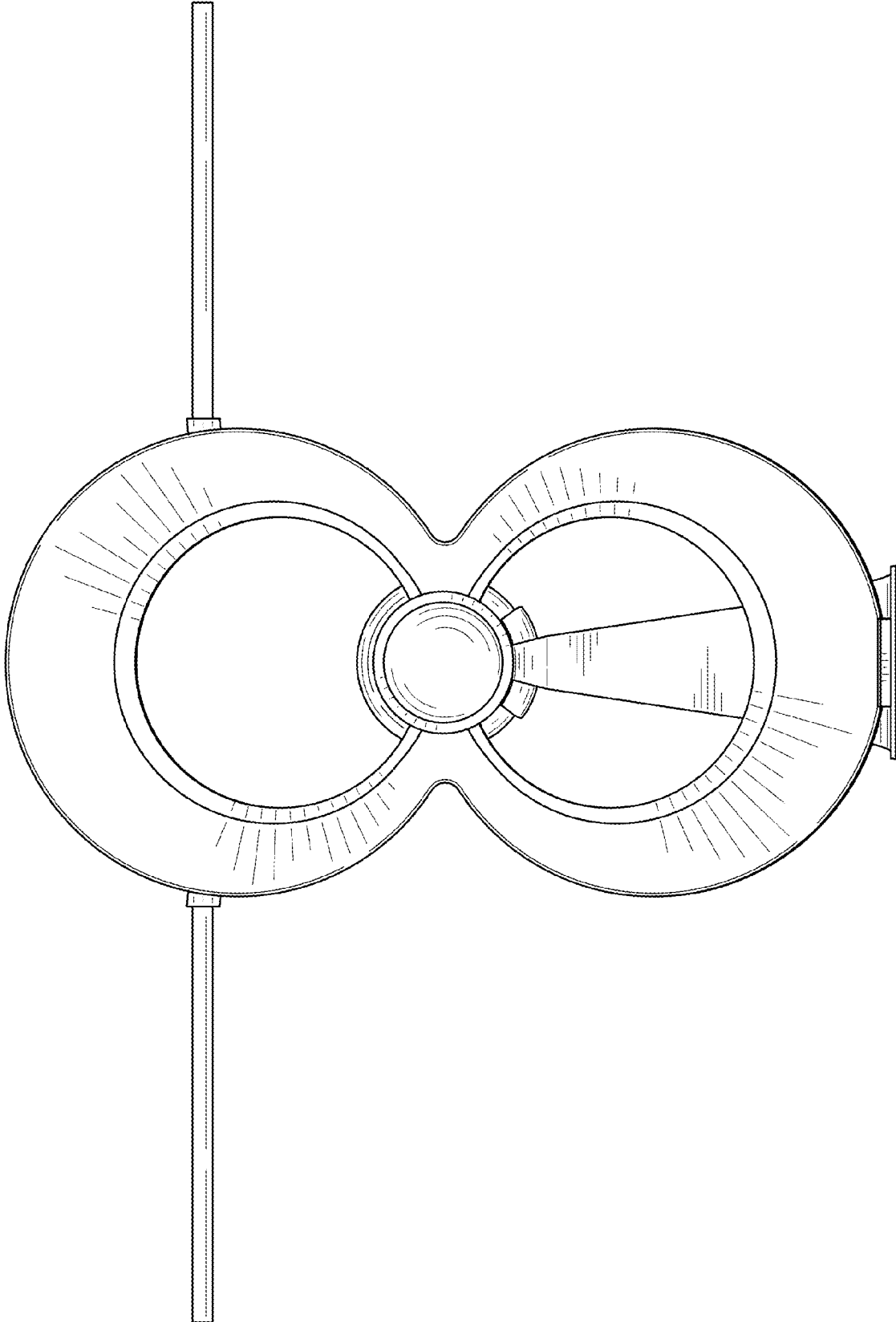


FIG. 3

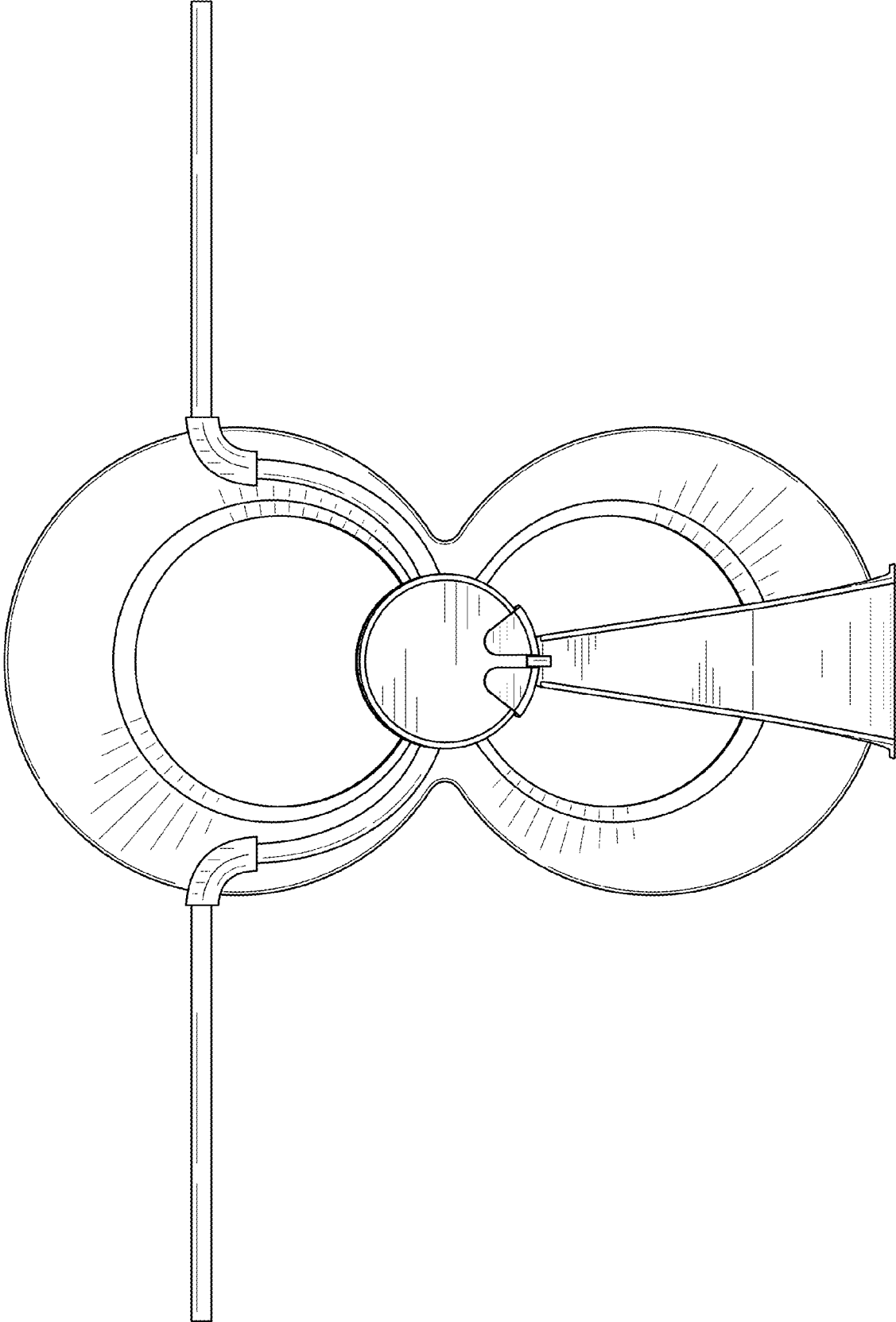


FIG. 4

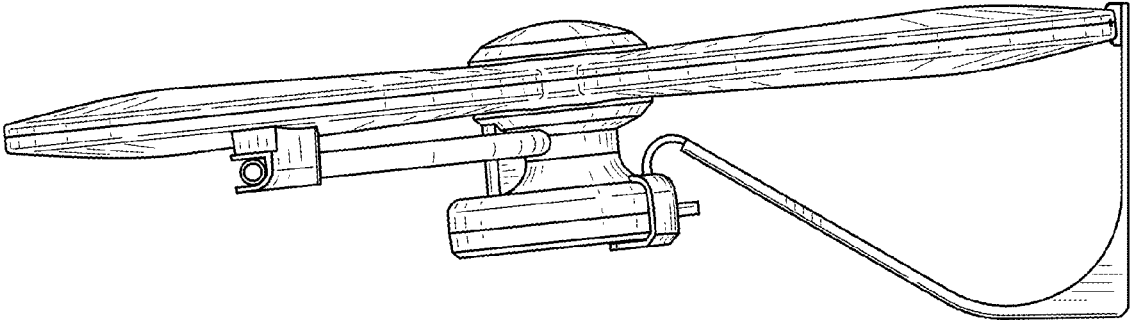


FIG. 6

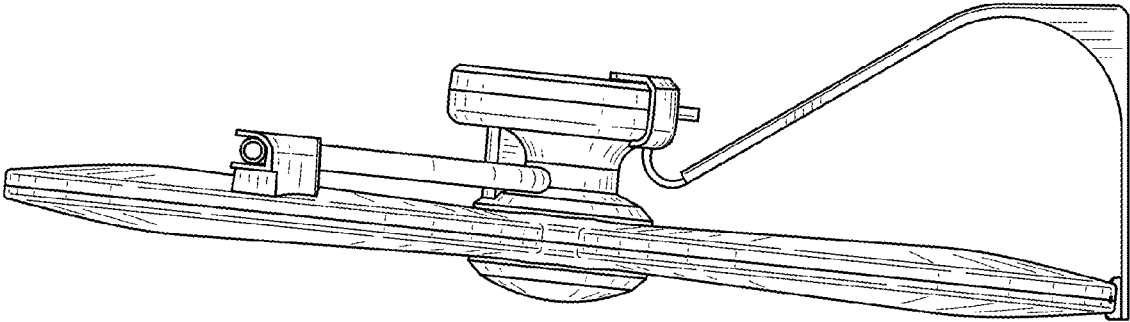


FIG. 5

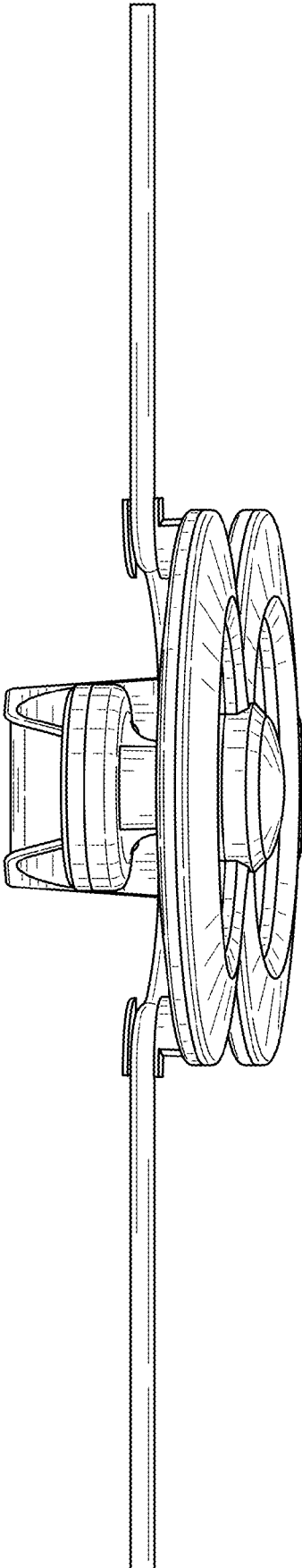


FIG. 7

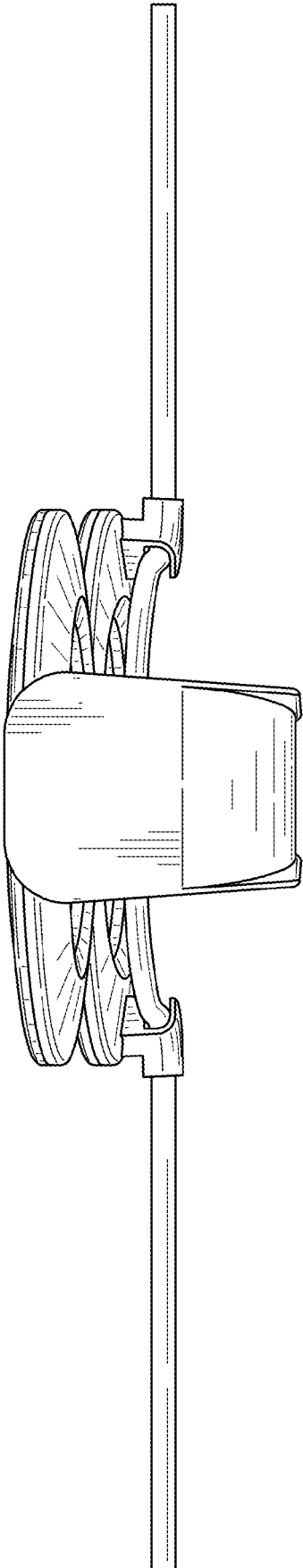


FIG. 8